

# Spelling Challenge

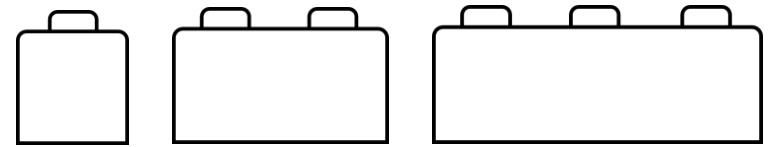
## Buried Letters (2 player game)

1. Hide your spelling words in your grid. Your partner should do the same with their grid.
2. Take it in turns to guess where each other has hidden letters in the grid.
3. When you guess one of your partner's places correctly, your partner must read and spell out the word then draw a line through it.
4. The game is finished when all the spelling words have been uncovered.

# Spelling Challenge

## Lego words

Write your spelling words using Lego.



# Spelling Challenge

## Word Search

Make a word search containing all of your spelling words. Ask someone to find all of the words in your word search.

# Spelling Challenge

## Ghost Spelling

Write your spelling words on white paper with a white crayon. Then colour over your words with a marker pen and watch your spelling words magically appear!

# Spelling Challenge

## Vowel Circle

a e i o u

Write each of your spelling words then go back and circle of all the vowels in your spelling words.

# Spelling Challenge

## Colourful words

Write each of your spelling words. Write each letter using a different colour.

E.g. colourful

# Spelling Challenge

## Bubble Letters

Write each of your spelling words in bubble letters.

E.g. BUBBLE LETTERS

# Spelling Challenge

## Hidden words

Draw and colour a picture. Hide all of your spelling words inside your picture. Then show your picture to someone and see if they can find all your hidden spelling words.

# Spelling Challenge

## Rainbow Trace

First write each word in pencil.

Then trace over each word three times. Each time you trace, use a different colour pencil.

# Spelling Challenge

## Backwards words

Write each of your spelling words forwards and then backwards.

E.g. **there ereht**

# Spelling Challenge

## Consonants & Vowels

Write each of your spelling words in pencil then go back and trace over all of the consonants with a blue pen and then trace over all the vowels with a red pen.

# Spelling Challenge

## Scrabble

Use scrabble tiles to spell out your spelling words. For an extra maths challenge, add up the point value of each of your words.

# Spelling Challenge

## Upper and Lower

Write your spelling words twice.

First, write each word in UPPERCASE then write each word in lowercase.

E.g. PEOPLE people

# Spelling Challenge

## Silly Sentences

Write some silly sentences using each of your spelling words. Underline your spelling words.

# Spelling Challenge

## Spelling Flowers

Draw a picture of a big flower.

Write each of your spelling words on one of the flower petals or on a leaf. Draw extra flowers if you run out of room.

# Spelling Challenge

## Spelling Addition

Write your spelling words then add up their value:

- Consonants are worth 5
- Vowels are worth 10

E.g. said – 5 + 10 + 10 + 5 = 30

# Spelling Challenge

## Sugar Paper Painting

Using water and a paintbrush, write your spelling words on sugar paper, a chalkboard or on dry, smooth ground outside. How long does it take for your words to disappear?

# Spelling Challenge

## Across and Down

Write each of your spelling words across and then down (starting with the first letter).

E.g. **when**  
**h**  
**e**  
**n**

# Spelling Challenge

## Sign Language Spelling



Use sign language finger spelling to sign the spelling of your words.

# Spelling Challenge

## Short Story

Write a short, interesting story using all of your spelling words. Underline your spelling words.

# Spelling Challenge

## Rhyming words

Write each of your spelling words.  
Write a rhyming word next to each spelling word (if you can't think of a rhyming word you can use a nonsense word, as long as it follows the same spelling pattern).

E.g. cries - tries

# Spelling Challenge

## Make Some Music



Write a song or rap that includes as many of your spelling words as possible.

# Spelling Challenge

## Spelling Foam

Write each of your spelling words in the foam. Read each word out as you write it.

# Spelling Challenge

## Water writing

Fill an empty washing up liquid bottle (or similar) with water. Go outside and write your spelling words on the ground by squeezing the water out of the bottle.

# Spelling Challenge

## Spelling Sand

Write each of your spelling words in the sand using your finger, a stick, or a paintbrush etc. Say each of your words as you write them.

# Spelling Challenge

## Chalk words

Go outside and write your spelling words on the ground using chalk. Illustrate your spelling words for an extra challenge.

# Spelling Challenge

## Missing Vowels

Write each of your spelling words without the vowels. Replace all the vowels with a line. Then go back and see if you can fill in all the missing vowels.

E.g. c \_ \_ n      coin

# Spelling Challenge

## Trace Over

Write each of your spelling words in pencil then trace over each word with a marker pen.

# Spelling Challenge

## Touch Type

Type your spelling words. Can you challenge yourself to 'touch type' each word (type it correctly without looking at the keyboard!)

# Spelling Challenge

## Stamp 'Em

Use the alphabet stamps to write each of your spelling words. Say each word as you stamp it out.


# Spelling Challenge

## Playdough words

Write each of your spelling words using playdough and letter cutters or stamps.

# Spelling Challenge

## Get Painting



Paint each of your spelling words using a cotton bud or paintbrush. Use different colours of paint.

# Spelling Challenge

## Spelling Beads

Thread your spelling words onto the pipe cleaners or string using the alphabet beads.

# Spelling Challenge

## Acrostic Poem

Write an acrostic poem for as many of your spelling words as you can. You can also illustrate your poems.

E.g. **S**o vast and deep  
**E**normous waves crashing  
**A**lways stay safe on the sea

# Spelling Challenge

## Window words

Write your words on a window with a whiteboard marker. Go outside and see if you can read your words, even when they are written backwards!

# Spelling Challenge

## Alphabet stones

Use the alphabet stones to spell out each of your spelling words. Count how many vowels you have used.

# Spelling Challenge

## Hopscotch

Draw a hopscotch grid on the ground outside, using chalk. Write your spelling words in each box. Spell each word out as you jump and play!

# Spelling Challenge

## Magnetic Letters

Make each of your spelling words with the magnetic letters.

# Spelling Challenge

## Memory Game

Write each of your spelling words on two sets of cards. Shuffle the cards, lay them face down and play a game of pairs with someone.

# Spelling Challenge

## Pressing words

Mix paint with some flour & water. Squeeze the mixture into a Ziploc bag. Make sure the bag is sealed then write your words on the bag by pressing down with your finger.

# Spelling Challenge

## Riddle Me

Write a riddle for each of your spelling words. Don't forget to write the answers to your riddles. E.g. I'm cute and cuddly, I cry when I'm hungry. What am I? Answer – baby.

# Spelling Challenge

## Morse Code

Use Morse Code to spell out your spelling words. Look online to help you, it is a series of dots and dashes.

# Spelling Challenge




## Flashcards

Make a set of flashcards to practice your spelling words. On each card write one of your spelling words and illustrate it. When you look at each flashcard, read the word and then spell it out.

# Spelling Challenge

## Code words

Make up a code for each letter of the alphabet. Write down your code then write each of your spelling words in code. Remember to only use a symbol once, each letter needs it's own symbol.

E.g. a =  b =  c = 


# Spelling Challenge

## Spelling Poem

Write a poem using as many of your spelling words as possible. Underline your spelling words and illustrate your poem. You can write any type of poem you want.

# Spelling Challenge

## Draw and Label



Draw and label your spelling words. Colour in your drawings, be creative!

# Spelling Challenge

## Connect the Dots

Write each of your spelling words in dots. Then use a coloured pencil to trace over and connect the dots.

# Spelling Challenge

## Fancy Letters

Write each of your spelling words using fancy letters.

*Be creative*  
**and have fun!**

# Spelling Challenge

## Words within words

Write each spelling word and then write at least two words made from the same letters that are hidden inside the word.  
E.g. SLIDE – side, lid, lie, led etc.

# Spelling Challenge

## Pyramid Spelling

Write each of your spelling words by adding one letter at a time.

E.g. w  
wh  
whe  
when

# Spelling Challenge

## 30 seconds words

Write a TV advertisement using all of your spelling words. Try to make it no longer than 30 seconds long.

# Spelling Challenge

## Alphabetical Order

Write your spelling words in a list. Then re-write them in alphabetical order.

abcdefghijklmnopqrstuvwxyz

# Spelling Challenge

## Scrambled words

Fold a piece of paper three times lengthwise (making 3 columns). Write your spelling words in the first column. Then write them again in the second column but with the letters all mixed up. Fold over the first column so you can't see the words, can you unscramble the words? Write the unscrambled words in the third column.

# Spelling Challenge

## Sort by Syl-la-bles

Sort your spelling words into 3 lists depending on how many syllables they have:

List 1 – 1 syllable

List 2 – 2 syllables

List 3 – 3 or more syllables

# Spelling Challenge

## Shortest to Longest

Count how many letters each of your spelling words has and then write them in order from shortest to longest.

# Spelling Challenge

## Alternating

Write each of your spelling words alternating each letter between uppercase and lowercase.

E.g. AlTeRnAtInG

# Spelling Challenge

## Alliteration

Write an alliteration with each of your spelling words.

E.g. spelling word – red

Alliteration – rosy red

# Spelling Challenge

## Spelling Sparkle

Write each of your spelling words in the glitter. Spell out each of your words as you write each letter.

# Spelling Challenge

## Repetition, repetition, repetition

Write each of your spelling words 3 times. Cover the previous list and try to write the correct spelling from memory.

# Spelling Challenge

## Rainbow write

Write your spelling words in pencil first, then write them in coloured pencil and finally in marker pen. Use a different colour for each row.

# SIGN LANGUAGE SPELLING

A



B



C



D



E



F



G



H



I



J



K



L



M



N



O



P



Q



R



S



T



U



V



W



X



Y



Z



**Write your spelling words on the lines and then use sign language finger spelling to sign the spelling of your words.**

_____	_____	_____
_____	_____	_____
_____	_____	_____
_____	_____	_____



# GHOST SPELLING

Write your spelling words with a white crayon. Then colour over your words with a marker pen and watch your spelling words magically appear!

<b>1.</b>	
<b>2.</b>	
<b>3.</b>	
<b>4.</b>	
<b>5.</b>	
<b>6.</b>	
<b>7.</b>	
<b>8.</b>	
<b>9.</b>	
<b>10.</b>	



# WORD SEARCH

**Make a word search containing all of your spelling words.  
Ask someone to find all of the words in your word search.**


_____	_____	_____
_____	_____	_____
_____	_____	_____
_____	_____	_____



# SYL-LA-BLES

Sort your words by how many syllables they have.

1	2	3 or more







