

Rowan Class Learning Journey

Maths, Term 4

Happiness, Progress, Success!



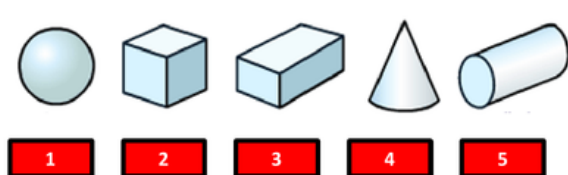
Collaboration Creativity Independence Resilience Reflection

Maths:

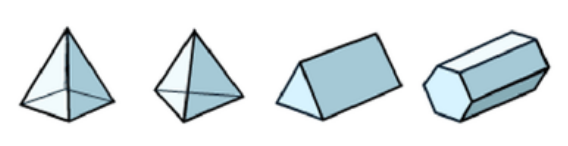
- Can I recognise, draw and describe 2D shapes?
- Can I describe and build 3D shapes?
- Can I measure angles accurately?
- Can I find missing angles on a straight line, in a triangle, around a point and in a quadrilateral?

Opposite = Facing each other Adjacent = Next to each other	2D Shapes		Parallel = Never getting closer or further away.
	Equal = The same	Vertices = corners 	
Regular = all sides and angles are the same. Regular hexagon	Types of quadrilateral 		Perpendicular At right angles to each other
	Irregular = all sides and angles are NOT the same Irregular hexagon	Types of triangle Inside angles always add up to 180°	Lines of symmetry The same either side of the mirror line.
Acute angle Smaller than 90° 	Right angles 	Obtuse angles Bigger than 90° 	Reflex angles Bigger than 180°

How many 3D shapes can you name?



1 2 3 4 5



6 7 8 9

- Cone
- Hexagonal prism
- Cube
- Triangular based pyramid
- Cuboid
- Triangular prism
- Sphere
- Cylinder
- Square based pyramid


Net of a cube


This is a net for a cube. Print it out and then stick it onto this card. Cut it out and then score along the lines and fold them. Stick together with small amounts of glue.


Maths

- Can I convert units of measure?
- Can I calculate the perimeter, area and volume of shapes?
- Can I plot coordinates on a four quadrant grid?
- Can I interpret and construct bar charts, pie charts and scatter graphs?

Converting Measures

÷ 1000  $1,000 \text{ ml} = 1\text{L}$ **× 1000**

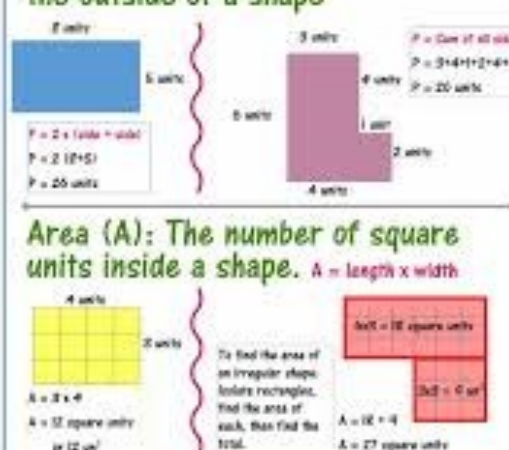
÷ 1000  $1,000 \text{ g} = 1\text{kg}$ **× 1000**

÷ 1000  $1,000 \text{ m} = 1\text{km}$ **× 1000**

Area & Perimeter

Perimeter (P): The distance around the outside of a shape

Area (A): The number of square units inside a shape. $A = \text{length} \times \text{width}$

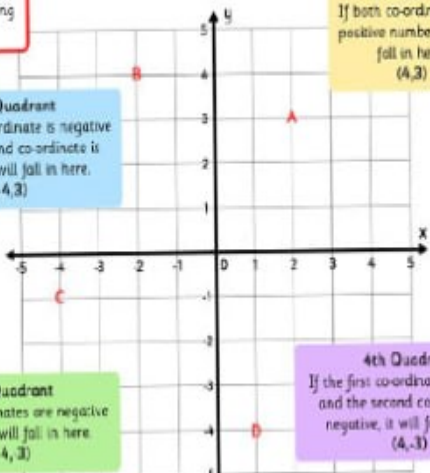


Perimeter (P): The distance around the outside of a shape

Area (A): The number of square units inside a shape. $A = \text{length} \times \text{width}$

Co-ordinates in the 4 Quadrants

Warning! This work involves negative numbers. Remember to follow the same rules for creating co-ordinates – x before y.



1st Quadrant
If both co-ordinates are positive numbers, it will fall in here. (4,3)

2nd Quadrant
If the first co-ordinate is negative and the second co-ordinate is positive, it will fall in here. (-4,3)

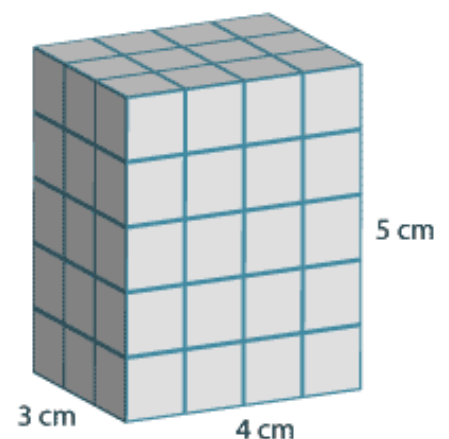
3rd Quadrant
If both co-ordinates are negative numbers, it will fall in here. (-4,-3)

4th Quadrant
If the first co-ordinate is positive and the second co-ordinate is negative, it will fall in here. (4,-3)

Can you work out what the co-ordinates are for each of the 4 letters?

Calculate the volume:

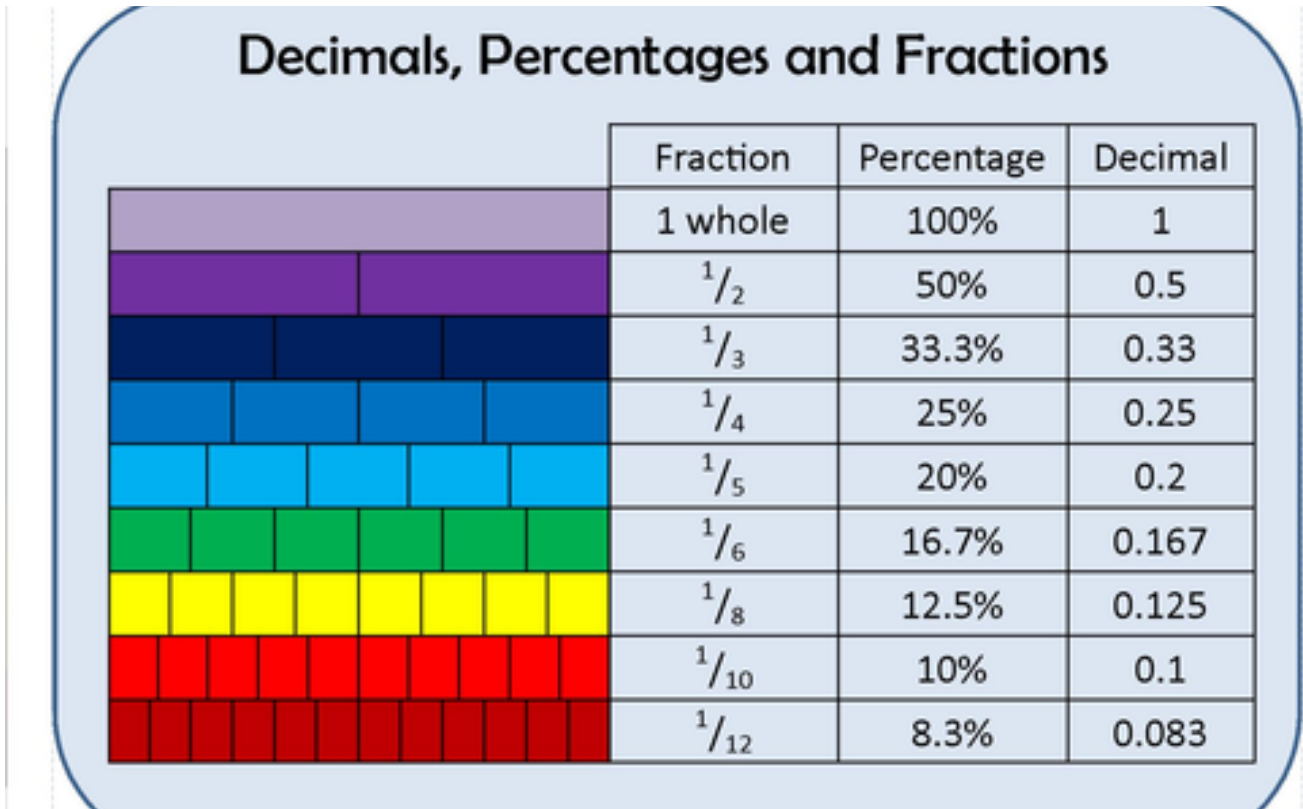
$$3 \times 4 \times 5 =$$



Think about your revision targets and use your new workbooks!



- Can I understand the relationship between fractions, decimals and percentages?
- Can I use equivalent facts?



Take your time and think the problem through, check your answer—does it make sense?

percentage	fraction	decimal
30%	$\frac{3}{10}$	0.3

to go from a fraction to a percentage
we can **convert to a decimal** first

$\frac{3}{5}$ → 0.6 → 60%

Rowan Class Learning Journey

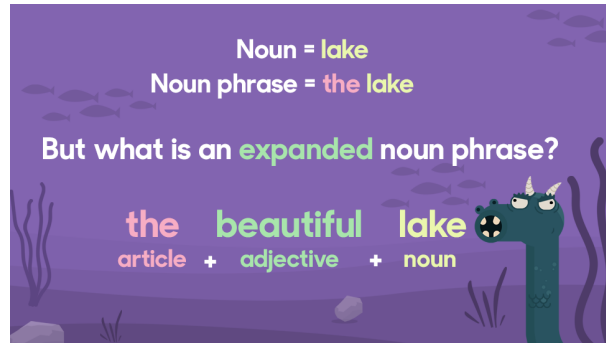
English, Term 1

Happiness, Progress, Success!



Collaboration Creativity Independence Resilience Reflection

- Using expanded noun phrases to convey complicated information concisely



- Recognising vocabulary and structures that are appropriate for formal speech and writing including subjunctive forms

The subjunctive is a verb form or mood used to express things that could or should happen. It is used to express wishes, hopes, commands, demands or suggestions. For example:

If I **were** you I'd accept.
I suggested that he **face up** to the bully.
It is vital that she **attend** the meeting.
I wish I **were** able to fly.
I suggest you **take** a rain coat with you.
I demand that they **be** counted again!

- Using relative clauses beginning with who, which, where, when, whose, that or with and implied/ omitted relative pronoun

Relative Clauses: The Rules

Relative clauses give extra information related to a previously mentioned noun or pronoun within a sentence. A relative clause always starts with a relative pronoun.

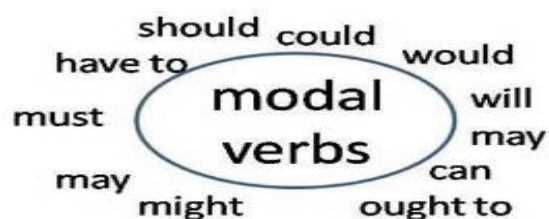
Jess was going to a fancy dress party.
She was dressed as Batman.

The second sentence adds some extra information about the noun in the first sentence so we can turn it into a relative clause, like this...

Jess, who was dressed as Batman, was going to a fancy dress party.

Who is a relative pronoun so this clause of extra information is called a relative clause. As this is extra, non-essential (non-restrictive) information we put the clause in commas.

- Using modal verbs or adverbs to indicate degrees of possibility



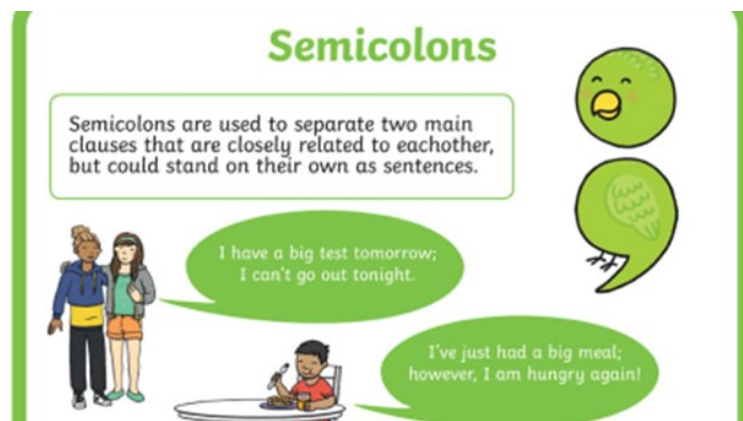
English

- Using passive verbs to affect the presentation of information in a sentence

PASSIVE VERB TENSES

	ACTIVE VOICE	PASSIVE VOICE
Present Simple	<i>He delivers the letters.</i>	<i>The letters are delivered.</i>
Past Simple	<i>He delivered the letters.</i>	<i>The letters were delivered.</i>
Future Simple	<i>He will deliver the letters.</i>	<i>The letters will be delivered.</i>
Present Continuous	<i>He is delivering the letters.</i>	<i>The letters are being delivered.</i>
Past Continuous	<i>He was delivering the letters.</i>	<i>The letters were being delivered.</i>
Going to	<i>He is going to deliver the letters.</i>	<i>The letters are going to be delivered.</i>
Present Perfect	<i>He has delivered the letters.</i>	<i>The letters have been delivered.</i>
Past Perfect	<i>He had delivered the letters.</i>	<i>The letters had been delivered.</i>
Infinitive	<i>He has to deliver the letters.</i>	<i>The letters have to be delivered.</i>
Modals	<i>He must deliver the letters.</i>	<i>The letters must be delivered.</i>

- Using a wide range of punctuation to add clarity and expression



- Use a dictionary and thesaurus to extend vocabulary choices and ensure accurate spelling

Alternative Vocabulary			
A wonderful collection of winning words			
Instead of good	Instead of bad	Instead of happy	Instead of sad
excellent amazing wonderful pleasant super outstanding fantastic terrific splendid marvellous exceptional brilliant	terrible awful lousy unpleasant dreadful nasty horrendous disagreeable wretched horrible wicked evil	ecstatic cheerful pleased elated thrilled overjoyed delighted joyful content glad jovial amused	unhappy gloomy tearful upset downcast sombre depressed down sorrowful forlorn miserable glum

